

Bee County, Texas

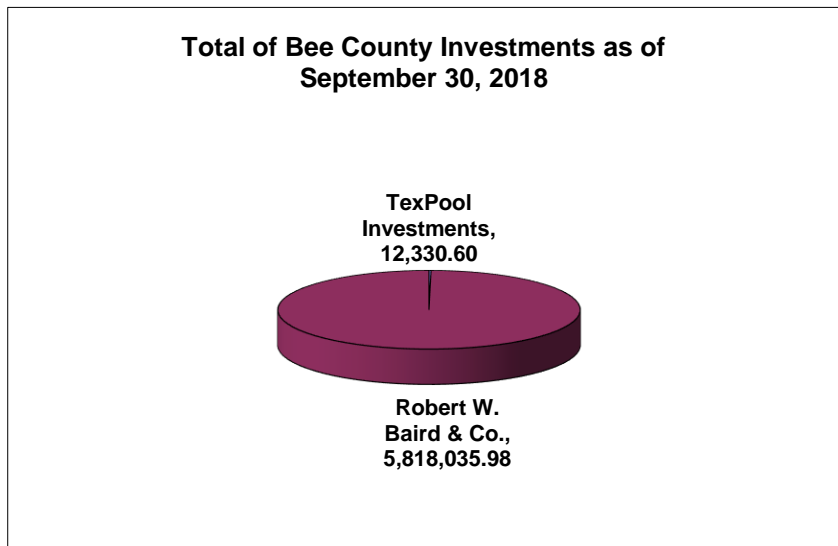
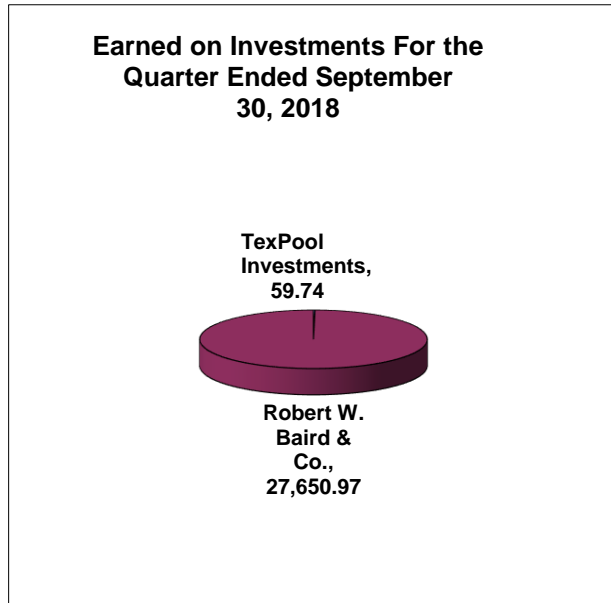
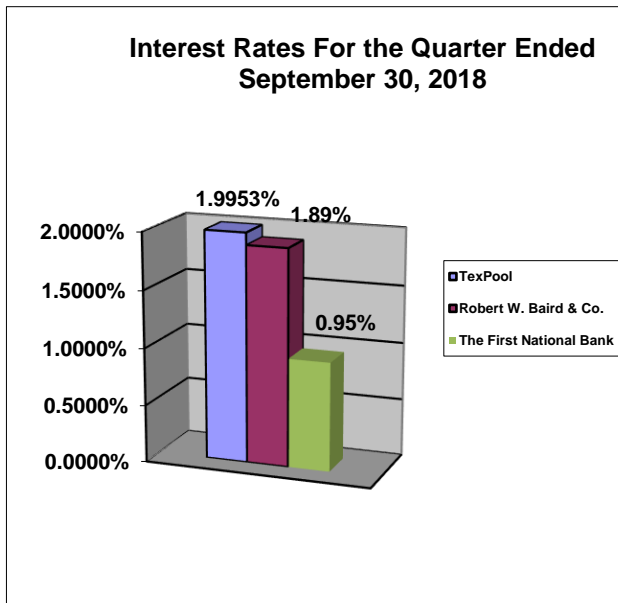
SCHEDULE OF INVESTMENT ACTIVITY

For The Quarter Ending September 30, 2018

Prepared By:
County Auditor's Office

**Bee County, Texas
Schedule of Investment Activity Combined
For the Quarter Ended September 30, 2018**

Investments	Balance 6/30/2018	Deposits	Withdrawals	Interest	Balance 9/30/2018
TexPool Investments	12,270.88	0.00	0.00	59.74	12,330.60
Robert W. Baird & Co.	5,728,060.92	65,219.28	2,895.19	27,650.97	5,818,035.98
TOTALS	5,740,331.80	65,219.28	2,895.19	27,710.71	5,830,366.58



April A. Cantu, Bee County Auditor

Bee County, Texas
Schedule of Investment Activity Combined
For the Quarter Ended September 30, 2018

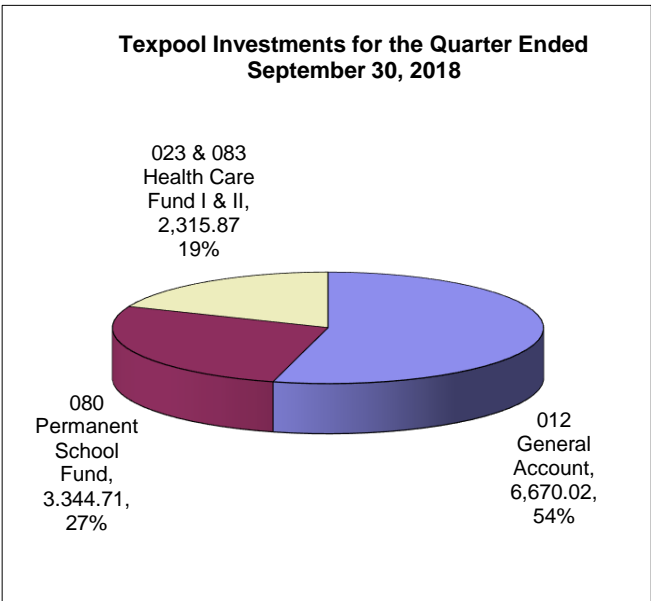
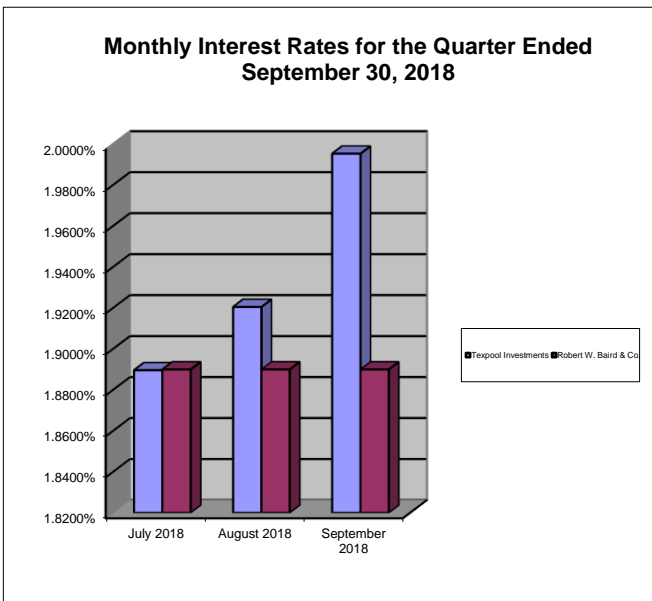
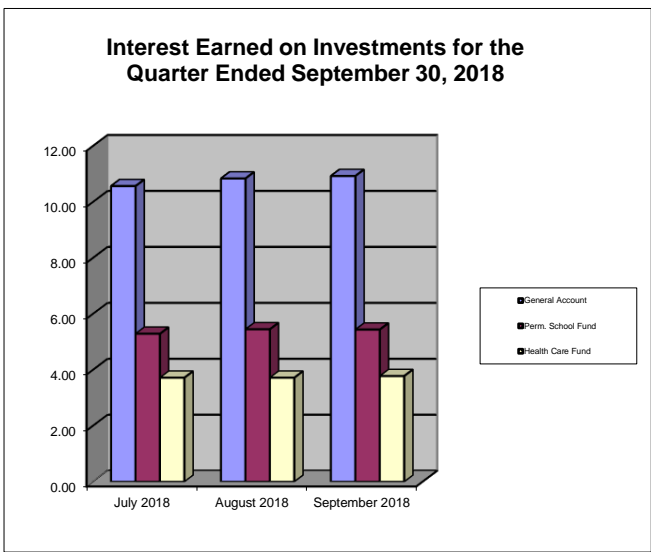
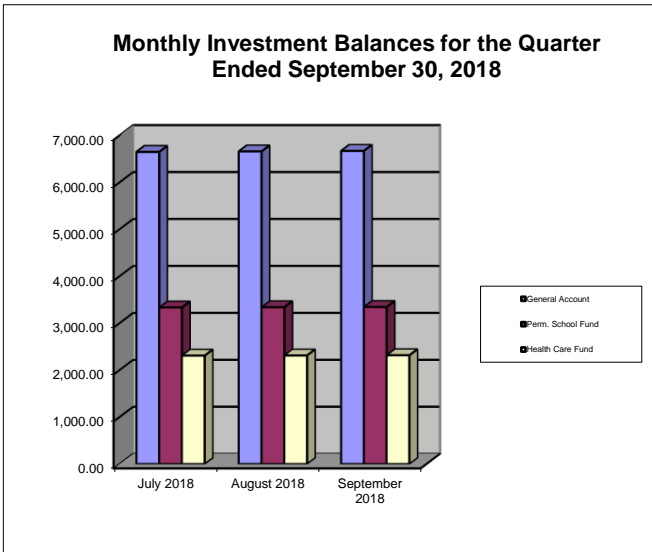
MONTHLY BALANCES	<u>September 30, 2018</u>
TexPool Investments	12,330.60
Robert W. Baird & Co.	5,818,035.98
Total Monthly Balance	<u><u>5,830,366.58</u></u>

INTEREST EARNED	<u>September 30, 2018</u>
TexPool Investments	59.74
Robert W. Baird & Co.	27,650.97
Robert W. Baird & Co. Prof. Services	-2,895.19
Robert W. Baird & Co. Cost Rpt. & Other Exp.	0.00
Total Monthly Balance	<u><u>24,815.52</u></u>

INTEREST RATES	<u>September 30, 2018</u>
TexPool Investments	1.9953%
Robert W. Baird & Co.	1.89%
The First National Bank	0.95%

Bee County, Texas
Schedule of Investment Activity Texpool
For the Quarter Ended September 30, 2018

Texpool Investments	Balance 6/30/2018	Deposits	Withdrawals	Interest	Balance 9/30/2018
1. 012 General Account	6,637.70	0.00	0.00	32.34	6,670.02
2. 080 Perm. School Fund	3,328.53	0.00	0.00	16.18	3,344.71
3. 023 & 083 Health Care I & II	2,304.65	0.00	0.00	11.22	2,315.87
TOTALS	12,270.88	0.00	0.00	59.74	12,330.60



April A. Cantu, Bee County Auditor

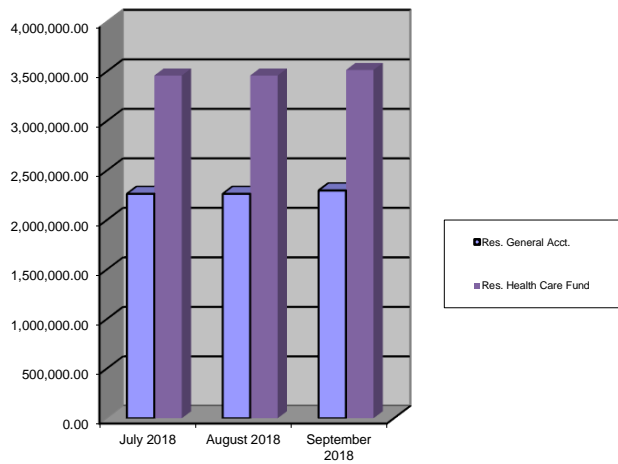
Bee County, Texas
Schedule of Investment Activity Texpool
For the Quarter Ended September 30, 2018

MONTHLY BALANCES	July 2018	August 2018	September 2018
012 General Account	6,648.28	6,659.09	6,670.02
080 Permanent School Fund	3,333.82	3,339.27	3,344.71
023 & 083 Health Care Fund I & II	2,308.37	2,312.09	2,315.87
Total Monthly Balance	12,290.47	12,310.45	12,330.60
INTEREST EARNED	July 2018	August 2018	September 2018
012 General Account	10.57	10.84	10.93
080 Permanent School Fund	5.29	5.45	5.44
023 & 083 Health Care Fund I & II	3.72	3.72	3.78
Total Monthly Balance	19.58	20.01	20.15
INTEREST RATES	July 2018	August 2018	September 2018
TexPool Investments	1.8896%	1.9205%	1.9953%
Robert W. Baird & Co.	1.89%	1.89%	1.89%
GENERAL ACCT INVESTMENTS	July 2018	August 2018	September 2018
General Fund 012	1,479.01	1,481.42	1,483.85
Co. Clerk Records Mgmt Fund 014	131.85	132.06	132.28
Courthouse Security Fund 017	32.67	32.72	32.77
Road & Bridge Fund 020	3,209.74	3,214.97	3,220.25
Special Road Tax Fund 021	0.00	0.00	0.00
Fuel Farm Fund 022	24.96	25.00	25.04
Farm to Market Fund 025	20.64	20.67	20.70
Co. Records Management Fund 026	513.06	513.90	514.74
Abandoned Vehicle Fund 030	8.48	8.49	8.50
Law Library Fund 047	228.47	228.84	229.22
Refunding I & S Fund 060	61.70	61.80	61.90
Right of Way Fund 073	265.14	265.57	266.01
Technology Fund 082	100.86	101.02	101.19
Group Health Ins Fund 095	571.70	572.63	573.57
TOTAL GENERAL ACCOUNT INV.	6,648.28	6,659.09	6,670.02

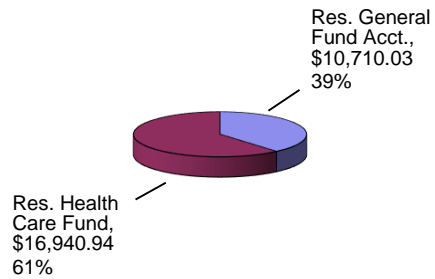
Bee County, Texas
Schedule of Investment Activity Robert W. Baird & Co.
For the Quarter Ended September 30, 2018

Robert W. Baird & Co. Investments	Balance 6/30/2018	Deposits	Withdrawals	Interest	Balance 9/30/2018
012 Reserve General Account	2,266,850.29	24,032.63	1,144.87	10,710.03	2,300,448.08 *
023 & 083 Reserve Health Care Fund	3,461,210.63	41,186.65	1,750.32	16,940.94	3,517,587.90 *
TOTALS	5,728,060.92	65,219.28	2,895.19	27,650.97	5,818,035.98 *

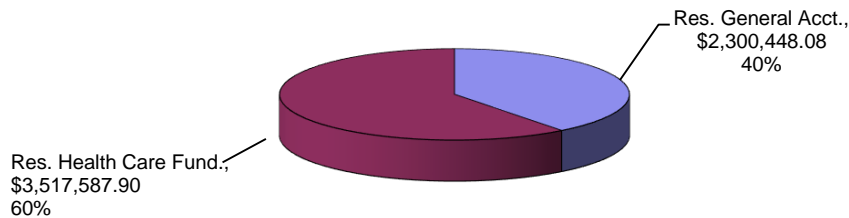
Monthly Investment Balances For the Quarter Ended September 30, 2018



Earned on Investments For the Quarter Ended September 30, 2018



Robert W. Baird & Co. Total Investment as of September 30, 2018



April A. Cantu, Bee County Auditor

Bee County, Texas
Schedule of Investment Activity Robert W. Baird & Co.
For the Quarter Ended September 30, 2018

MONTHLY BALANCES	July 2018	August 2018	September 2018
012 Reserve General Account	2,266,850.29	2,266,850.29	2,300,448.08 *
023 & 083 Reserve Health Care Fund	3,461,210.63	3,461,210.63	3,517,587.90 *
<small>*As of 9/30/18 balanced to General Ledger.</small>			
Total Monthly Balance	5,728,060.92	5,728,060.92	5,818,035.98 *
INTEREST EARNED	July 2018	August 2018	September 2018
012 Reserve General Account	0.00	0.00	10,710.03
023 & 083 Reserve Health Care Fund	0.00	0.00	16,940.94
General & HealthCare Fund Prof Services Fee	0.00	0.00	-2,895.19
Other Fees & Costs	0.00	0.00	0.00
Total Monthly Balance	0.00	0.00	24,755.78
INTEREST RATES	July 2018	August 2018	September 2018
Robert W. Baird & Co.	1.89%	1.89%	1.89%
GENERAL ACCT INVESTMENTS	July 2018	August 2018	September 2018
General Fund 012	2,266,850.29	2,266,850.29	2,300,448.08
TOTAL GENERAL ACCOUNT INV.	2,266,850.29	2,266,850.29	2,300,448.08